

ECOCONTROL APPLICATION


ecoControl is a smartphone application.

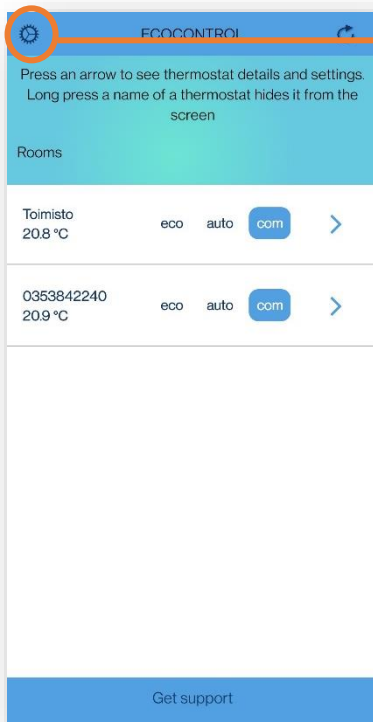
The application allows you to monitor and control the EW thermostats of Warmos Walo, Warma and Wahva radiators.

ecoControl application and the Bluetooth controllable EW Ecodesign thermostat form an easy-to-use and cost-effective pair that complies with the strict EU Ecodesign directive.

1. Download the app free of charge from Google Play or App Store.



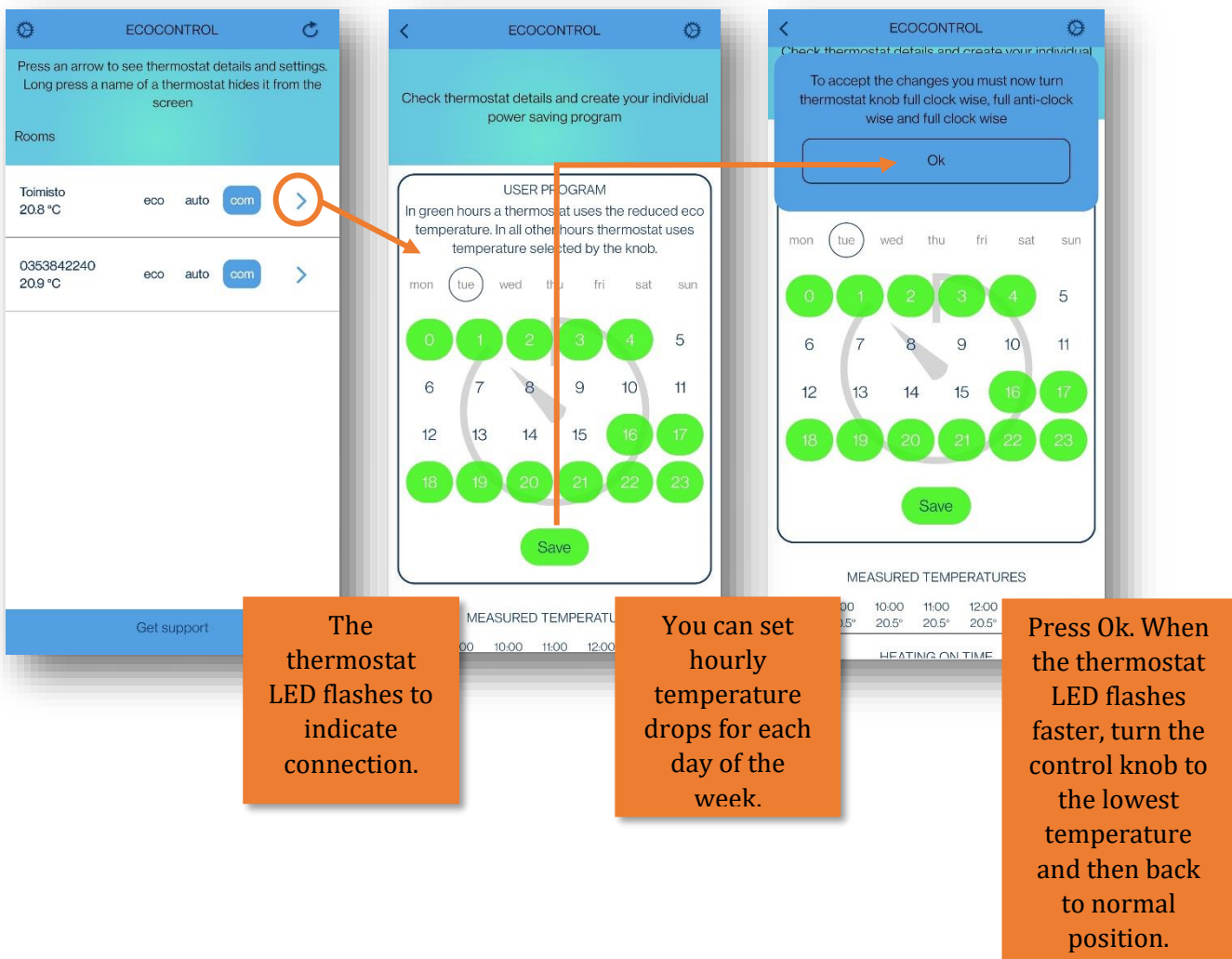
2. Turn on the Bluetooth on your phone. 
3. Launch the application and select the desired language from the app settings icon on the Home screen.



4. Connect your phone to the thermostat. With the application you can do the following:
 - adjust temperature drop values on an hourly basis for a week
 - adjust temperature values for a separate Home/Away switch
 - select another temperature range for the control knob
 - calibrate the thermostat
 - limit the heater's output power
 - adjust the brightness of the thermostat led
 - view temperature history

5. You will find more detailed instructions in the application itself. See "Get support" button.

USER PROGRAM: 24-HOUR 7-DAY TIMER

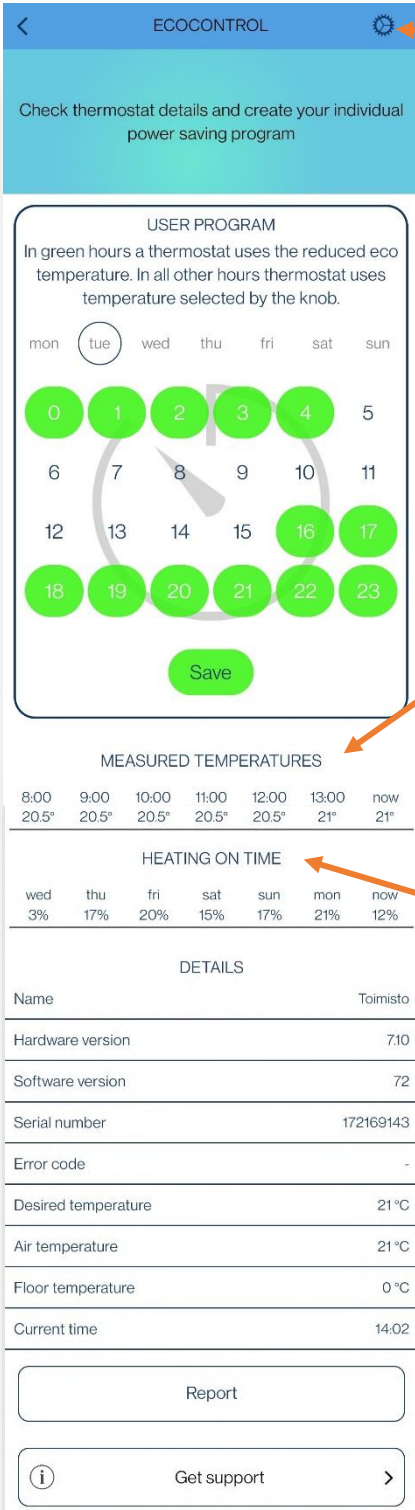


The thermostat LED flashes to indicate connection.

You can set hourly temperature drops for each day of the week.

Press Ok. When the thermostat LED flashes faster, turn the control knob to the lowest temperature and then back to normal position.

YOU CAN MONITOR TEMPERATURES AND ENERGY CONSUMPTION

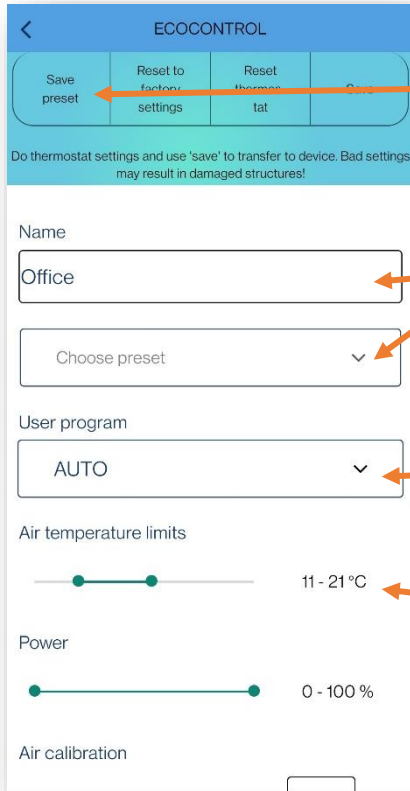


Go to Settings.

Monitor temperature history.

Track the impact of your User Program. The daily percentage indicates how much of the daily time the heater has heated.

THERMOSTAT SETTINGS




Save this preset on your smart device and easily transfer it to other thermostats.

Name the thermostat as you like.

The User Program is set to either AUTO or OFF mode. In the OFF mode, the heater obeys the temperature set on the thermostat, and possible Home/Away switch.

Set lower and upper limits to air temperature. The position of the adjustment knob does not work outside these limits.

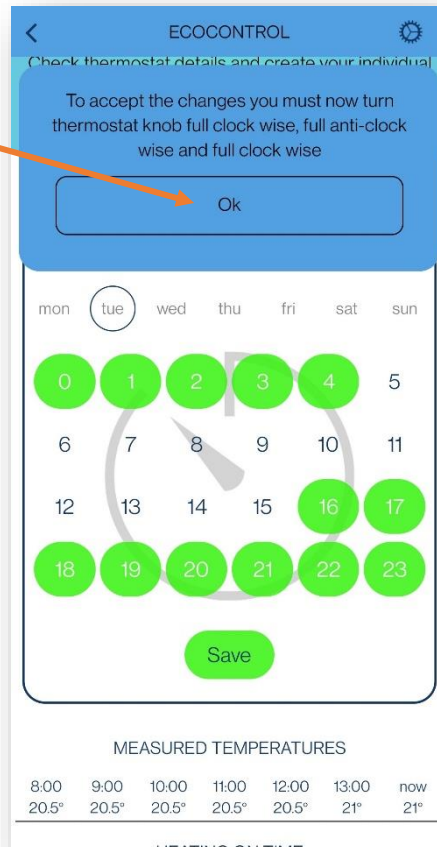
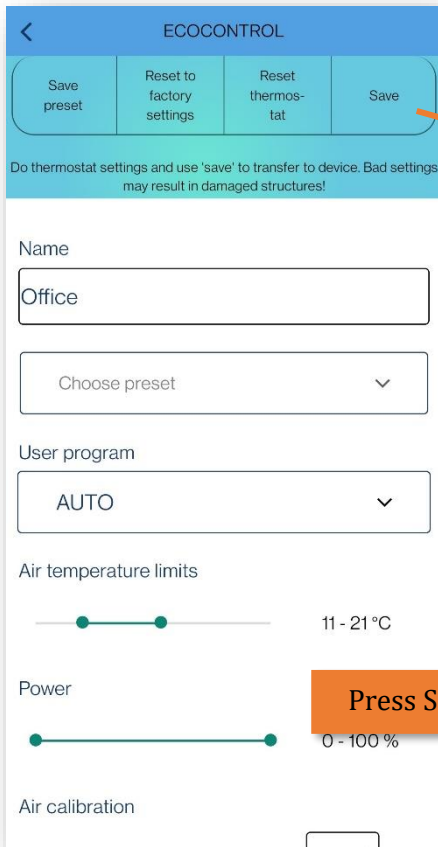


Adjust the brightness of the LED.

Set the temperature drop value for the User Program.

Set the temperature drop value for an external Home / Away switch.

SAVE CHANGES



Press Ok. When the thermostat LED flashes faster, turn the control knob to the lowest temperature and then back to normal position.

Thank you for choosing a Warmos heater!

Warmos Lämmitys Oy
 Muurlantie 510
 FI-25130 Muurla
 P. +358 44 721 7112
 info@warmos.fi
 www.warmos.fi